

FOR RELEASE AUGUST 26, 2014

Mexican President Peña Nieto's Ratings Slip with Economic Reform

Fewer Mexicans Report Having Friends or Family in the U.S.

EMBARGOED COPY - NOT FOR
DISTRIBUTION OR PUBLICATION UNTIL
11 a.m. EDT, AUGUST 26, 2014

**FOR FURTHER INFORMATION
ON THIS REPORT:**

Katie Simmons, Senior Researcher
Ana Gonzalez-Barrera, Research Associate
Russ Oates, Senior Communications Manager
202.419.4372
www.pewresearch.org

About the Report

This report examines public opinion in Mexico, including views of national conditions, President Peña Nieto, issues affecting the country and national institutions. It also looks at attitudes toward migration to the U.S. and whether Mexicans have friends or relatives in the U.S. with whom they regularly communicate. It is based on 1,000 face-to-face interviews with adults 18 and older conducted from April 21 to May 2, 2014. For more details, see survey methods and topline results.

The report is a collaborative effort based on the input and analysis of the following individuals:

Katie Simmons, *Senior Researcher*

Kat Devlin, *Research Analyst*

Richard Wike, *Director, Global Attitudes Research*

James Bell, *Director, International Survey Research*

Danielle Cuddington, *Research Assistant*

Bruce Drake, *Senior Editor*

Jacob Poushter, *Research Associate*

Bruce Stokes, *Director, Global Economic Program*

Jill Carle, *Research Associate*

Claudia Deane, *Director, Research Practice*

Ana Gonzalez-Barrera, *Research Associate*

Steve Schwarzzer, *Research Methodologist*

About Pew Research Center

Pew Research Center is a nonpartisan fact tank that informs the public about the issues, attitudes and trends shaping America and the world. It does not take policy positions. It conducts public opinion polling, demographic research, media content analysis and other empirical social science research. The center studies U.S. politics and policy views; media and journalism; internet and technology; religion and public life; Hispanic trends; global attitudes and U.S. social and demographic trends. All of the center's reports are available at www.pewresearch.org. Pew Research Center is a subsidiary of The Pew Charitable Trusts.

James McMillan, *Acting President*

Michael Dimock, *Vice President, Research*

Elizabeth Mueller Gross, *Vice President*

Robyn Tomlin, *Chief Digital Officer*

Andrew Kohut, *Founding Director*

© Pew Research Center 2014

Mexican President Peña Nieto’s Ratings Slip with Economic Reform

Fewer Mexicans Report Having Friends or Family in the U.S.

Mexican President Enrique Peña Nieto has been **praised internationally** for his ambitious reforms of everything from the energy sector to education to telecommunications, but a new Pew Research Center survey in Mexico finds that domestically his positive image is faltering and a key component of his political agenda – economic reform – is decidedly unpopular.

Mexicans today are evenly divided in their opinion of Peña Nieto, as negative ratings of the president’s influence have increased by nine percentage points in the past year to 47%. Similarly, negative views of the national government and Congress, both led by Peña Nieto’s Institutional Revolutionary Party (PRI), have gone up by roughly the same share over the past year, though 57% still say the national government has a positive influence.

Amid Peña Nieto’s attempts at fiscal reform, the country’s economy continues its **sluggish pace**, with 1% GDP growth in 2013 and less than 3% **growth projected** for 2014. Six-in-ten Mexicans express dissatisfaction with their country’s economy and the same percentage disapprove of Peña Nieto’s performance on economic matters. A major piece of Peña Nieto’s economic platform is to allow foreign investment in the Mexican oil and gas industry, a reform that reverses the 7*-year monopoly of the state-owned petroleum company, Petróleos Mexicanos, better known as Pemex. Mexican control of the country’s natural resources, which for many Mexicans is synonymous with Pemex, is a matter of **national pride**. The survey asked whether foreign investment in Pemex should be allowed, and a majority (57%) opposes the idea. Peña Nieto’s efforts to combat political corruption also receive poor marks – 54% disapprove of how he’s handled this issue.

Mexicans Souring on President Peña Nieto and His Government

	2013	2014	Change
<i>Influence of Peña Nieto is...</i>			
Good	57	51	-6
Bad	38	47	+9
Don't know	5	2	-3
<i>Do you ___ of Peña Nieto's handling of the economy?</i>			
Approve	46	37	-9
Disapprove	46	60	+14
Don't know	8	3	-5
<i>Influence of nat'l gov't is...</i>			
Good	68	57	-11
Bad	30	41	+11
Don't know	3	2	-1
<i>Influence of Congress is...</i>			
Good	45	33	-12
Bad	47	56	+9
Don't know	9	11	+2

Source: Spring 2014 Global Attitudes survey. Q38a,b,n & Q43a.

PEW RESEARCH CENTER

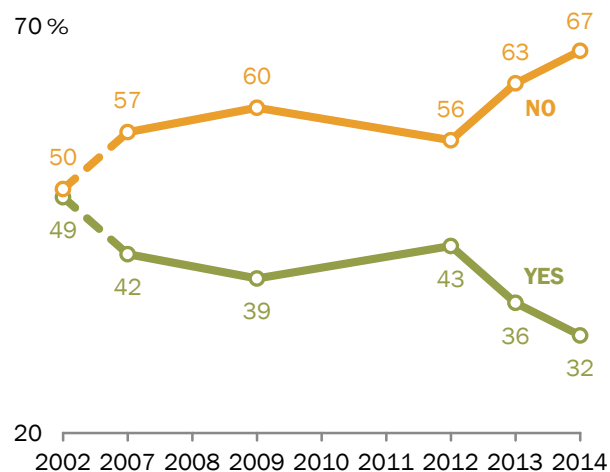
Despite these negative reviews, the public still has a significantly more positive image of their president (51% favorable) than of other major political figures, a rating driven in large part by overwhelming support among PRI partisans (83% favorable). More than half of Mexicans say that Peña Nieto is doing well at dealing with the education system (55%) and fighting organized crime and drug traffickers (53%). And a plurality (45%) thinks the national government is making progress in its campaign against the drug cartels, up from 37% last year.

These are among the key findings from the latest survey in Mexico by the Pew Research Center, which is based on face-to-face interviews conducted among a representative sample of 1,000 randomly selected adults from across the country between April 21 and May 2, 2014. The poll also finds that as the immigration debate rages on in the U.S., a plurality of Mexicans (44%) believe life is better north of the border for those who migrated from Mexico. And roughly a third (34%) still say they would move to the U.S. if they had the opportunity, including 17% of Mexicans who would do so without authorization.

Nonetheless, the [declining net rate of migration from Mexico](#) to the U.S. is reflected in the percentage of Mexicans who report having a friend or family member living in the U.S. – 32% today, down from 42% in 2007.

Fewer Mexicans Have Friends or Family in the U.S.

Do you have friends or relatives who live in the U.S. that you write to, telephone or visit regularly?



Note: Percentages based on total sample.

Source: Spring 2014 Global Attitudes survey. Q134 & Q135.

PEW RESEARCH CENTER

Mexicans Displeased with National Conditions

A majority of Mexicans remain unhappy with conditions in their country. Fully two-thirds are dissatisfied with the way things are going in Mexico today. Only 30% are satisfied with the country's direction. This is largely unchanged from last year (29% satisfied, 69% dissatisfied) and continues a trend of general malaise going back to when the question was first asked in 2002.

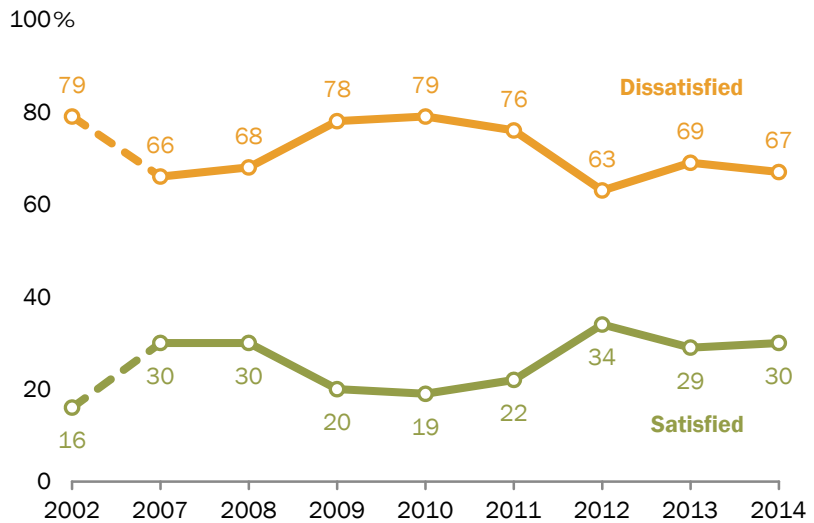
Majorities in all regions of Mexico convey displeasure, though those in the South (73% dissatisfied) and the federal district of Mexico City (78%) are especially

disgruntled. Residents of urban areas (71%) are also particularly frustrated. People who identify with the PRI (45% satisfied) are happier than other partisans, though 52% of PRI supporters still express dissatisfaction with Mexico's current course.

Mexicans are similarly disappointed about the state of the economy. Six-in-ten think the current economic situation in their country is bad, including roughly a quarter (27%) who say it is *very* bad. Just four-in-ten give the economy a positive rating. Yet Mexicans remain optimistic about the future – half believe the economy will improve over the next 12 months. A quarter think the economy will remain the same as it is now, with a similar number (24%) saying it will worsen over the next year.

Most Mexicans Dissatisfied with Direction of Country

Are you ___ with the way things are going in our country today?



Source: Spring 2014 Global Attitudes survey. Q5.

PEW RESEARCH CENTER

Most Still Worried about Crime

Crime continues to be the biggest concern of the Mexican public. An overwhelming 79% say crime is a *very* big problem in their country, roughly the same as last year (81%). About seven-in-ten Mexicans also worry about corrupt political leaders (72%), drug cartel-related violence (72%), water pollution (70%) and air pollution (69%). Just over six-in-ten say corrupt police officers (63%) are a top problem.

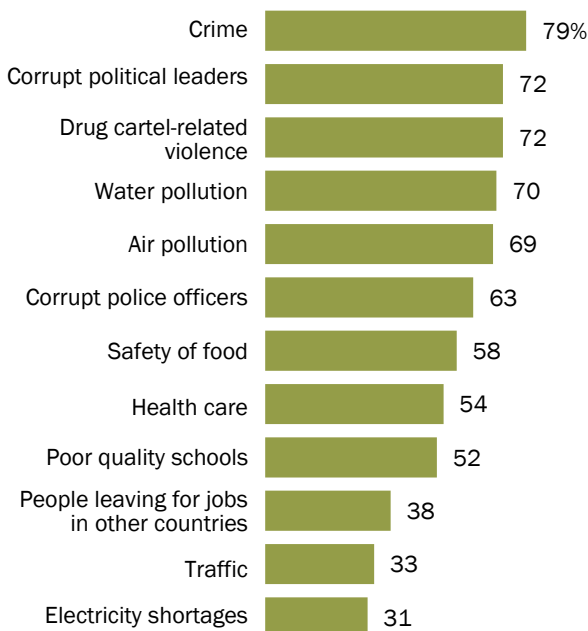
About six-in-ten (58%) say food safety is a very big problem, and 54% say the same about health care. Roughly four-in-ten or fewer are troubled by people leaving for jobs in other countries (38%), traffic (33%) and electricity shortages (31%).

Concern about poor quality schools is widespread in Mexico (52%), but anxiety over the school system has dropped 11 percentage points in the last 12 months (from 63% in 2013). These fears seem to have peaked with the arrest of Elba Esther Gordillo, the influential head of the Mexican teachers' union (SNTE) in February 2013, just months before Peña Nieto signed sweeping education reforms into law in September.

Concern has also ebbed about people leaving for jobs in other countries. In 2013, more than half (53%) believed this was a very big problem; in 2014 just 38% say the same.

Crime Tops List of Problems in Mexico

Percent saying ___ is a very big problem



Source: Spring 2014 Global Attitudes survey. Q21a-j, m, p.

PEW RESEARCH CENTER

Growing Discontent with Government

The military continues to receive high marks from the Mexican public. Three-quarters say the military has a good influence on the way things are going in the country; only 23% disagree. This opinion remains virtually unchanged from last year, when 72% praised the military's influence.

Half or more also believe the media, national government, religious leaders and President Peña Nieto have a positive impact on the nation.

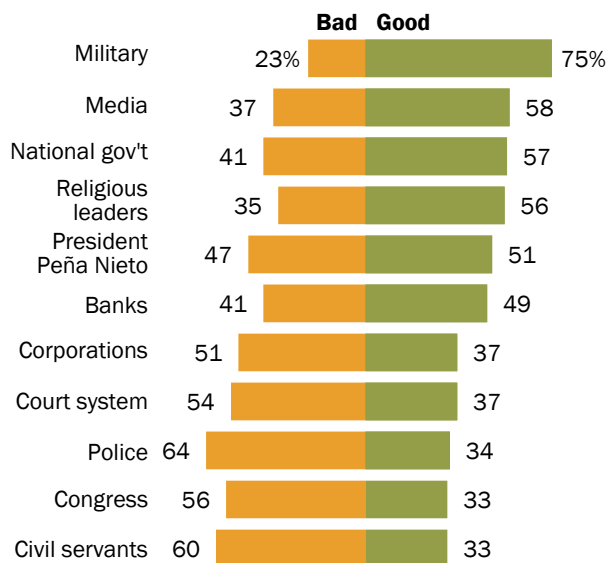
Meanwhile, fewer than four-in-ten give positive assessments of some other key groups within the country. Institutions and groups receiving the least amount of praise include corporations, the court system, the police, Congress and civil servants. Half or more say each of these has a bad influence on the way things are going in Mexico.

Residents of Mexico's urban areas are especially displeased, expressing more negative views than rural inhabitants when it comes to the national government, media, religious leaders, corporations and the Congress.

Since last year, positive views of various groups have declined significantly. Congress saw a 12 percentage point decrease in ratings, from 45% saying it had a good influence on the country in 2013 to 33% in 2014. The national government, while still viewed in a positive light, experienced a drop of 11 points in 12 months. Mexicans also give less favorable reviews to the

Military Seen as Best Influence

Influence on the way things are going in Mexico



Source: Spring 2014 Global Attitudes survey. Q38a-j, n.

PEW RESEARCH CENTER

Public Souring on Key Institutions

Good influence on the way things are going in Mexico

	2013	2014	Change
	%	%	
Congress	45	33	-12
National gov't	68	57	-11
Media	66	58	-8
Police	42	34	-8
Court system	44	37	-7
Pres. Peña Nieto	57	51	-6
Military	72	75	+3
Religious leaders	51	56	+5

Source: Spring 2014 Global Attitudes survey. Q38a-f, j & n.

PEW RESEARCH CENTER

media (-8 percentage points), police (-8), court system (-7) and President Peña Nieto (-6) than they did in 2013.

None of the three main political parties in Mexico receive overwhelming public support. The centrist PRI, which is currently in power and ruled for 70 years prior to 2000, fares the best, with 47% expressing a favorable opinion and an equal number holding an unfavorable one (47%). Those in urban areas (51%) have a more negative opinion of the PRI than their rural counterparts (34%). A majority of the Mexican public (63%) gives negative marks to the National Action Party (PAN), the conservative opposition party.¹ Only 30% view this party favorably. The left-wing Party of the Democratic Revolution (PRD) fares even worse, with just a quarter giving a positive assessment of the group while 66% rate them negatively, including 41% who have a *very* unfavorable opinion.

Peña Nieto Gets Mixed Reviews

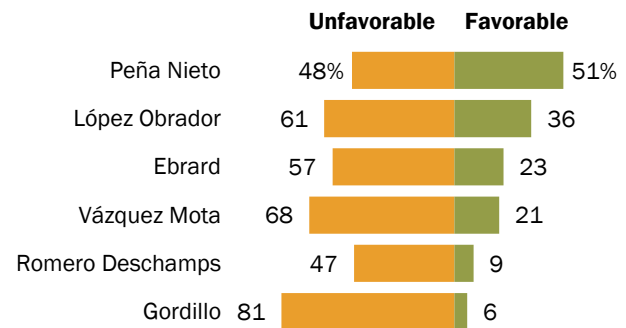
Mexicans are divided over President Enrique Peña Nieto, with 51% expressing a favorable opinion and 48% viewing him unfavorably, including 30% who give a *very* unfavorable assessment. Since 2012, negative attitudes toward the president have increased 10 percentage points. Mexicans age 50 and older, those who live in rural areas, and residents of Mexico's Central region have a more positive impression of the president.

Peña Nieto receives the highest rating among the leaders asked about on the survey. Andrés Manuel López Obrador, the PRD's candidate during the 2012 presidential elections who recently broke away to found his own party, the National Regeneration Movement (MORENA), garners positive ratings from just 36% of the public. About six-in-ten (61%) view him negatively, relatively unchanged from 2012.

Marcelo Ebrard, who served as mayor of Mexico City for six years, also remains unpopular. Only 23% express favorable views of this PRD-aligned politician, while 57% give him a negative rating.

Negative Views of Many Prominent Mexican Politicians

Views of ...



Source: Spring 2014 Global Attitudes survey. Q42a-f.

PEW RESEARCH CENTER

¹ This survey in Mexico was fielded before the recent escort video [scandal](#) involving a number of prominent PAN officials.

Roughly two-in-ten (19%) offer no opinion. Positive ratings of Ebrard have diminished since 2011 when 35% had a favorable view.

The PAN's first female candidate for president, Josefina Vázquez Mota, is disliked by 68% of the Mexican public. Only about two-in-ten rate this former education minister favorably, a decline of 15 percentage points since 2012, when she ran for president.

Carlos Romero Deschamps receives negative marks from 47% of Mexicans, though 44% express no opinion. A union executive associated with [Pemex-gate](#), a corruption scandal involving the state-owned oil monopoly Pemex, he picks up only a 9% favorability rating.

The former leader of the Mexican teachers' union (SNTE), Elba Esther Gordillo, is the least popular figure included in the survey. Roughly eight-in-ten (81%) voice displeasure with Gordillo, who was arrested last year for allegedly embezzling over \$150 million from her union. Fully 69% of Mexicans have a *very* unfavorable view of her.

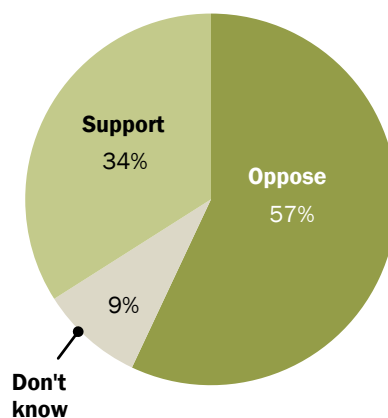
Negative Ratings on Economy

President Peña Nieto faces mixed reviews on his domestic policy agenda. Peña Nieto has set out to implement substantial economic reforms. Yet, the president's toughest marks come on his management of the economy, where only 37% think he has done a good job. Fully 60% disapprove, 14 percentage points higher than last year. This could reflect the slow economic activity of 2014 thus far, which caused the [Mexican Central Bank](#) to revise down its growth forecast earlier this year.

As part of his economic agenda, Peña Nieto proposed allowing private international investment in the oil and gas industry for the first time in over 75 years, legislation that was [recently finalized](#) by the Mexican Congress. Under the [new laws](#), private companies will be able to conduct oil exploration in Mexico, including through partnerships with Pemex, the state-owned petroleum company. The survey asked whether respondents support or oppose allowing companies from other countries to invest in Pemex. A majority of Mexicans (57%) oppose opening up Pemex to foreign businesses. Only about a third (34%) approve. Even PRI supporters are divided (44% support vs. 46%

Opposition to Foreign Investment in Pemex

Do you support or oppose allowing companies from other countries to invest in Pemex?



Source: Spring 2014 Global Attitudes survey. Q44.

PEW RESEARCH CENTER

oppose).

Another key component of Peña Nieto’s platform has been an attempt to increase government transparency and address political corruption by reforming the Federal Institute for Access to Public Information and Data Protection (IFAI) – an [agency](#) that is responsible for resolving disputes over requests for public information. Only about four-in-ten (42%) think the president is doing a good job battling corruption, compared with 54% who dislike his handling of the situation. This is a six percentage point increase in disapproval since last year on an issue that 72% of Mexicans consider a very big problem.

But not all of Peña Nieto’s policies are disliked by the public. A majority (55%) approves of the president’s approach to education, which includes establishing new standards for hiring teachers and taking power away from the influential SNTE teachers’ union. However, a sizable 41% still disapprove.

More than half (53%) applaud Peña Nieto’s performance in the fight against organized crime and drug traffickers. (The survey was conducted two months after the [arrest](#) in February 2014 of notorious drug kingpin Joaquín Guzmán Loera, known as El Chapo.) And the Mexican public is optimistic about the government’s overall gains in its campaign to fight drug traffickers, with a 45%-plurality saying the Peña Nieto administration has made progress. This represents an eight point increase since last year, though the 2014 level of confidence is comparable to pre-2013 findings.

Only about two-in-ten (21%) believe the government is losing ground in this battle, significantly less than in previous years. And 32% say things are the same as they have been in the past. As has been the case in prior surveys, a broad majority of Mexicans (88%) support using the Mexican army to fight drug traffickers.

Views on Fighting Drug Traffickers

The Mexican government’s campaign against drug traffickers is ...

	2011	2012	2013	2014	13-14 Change
	%	%	%	%	
Making progress	45	47	37	45	+8
Same as past	25	19	30	32	+2
Losing ground	29	30	29	21	-8
Don’t know	1	3	3	2	-1

Source: Spring 2014 Global Attitudes survey. Q123.

PEW RESEARCH CENTER

Fewer Mexicans Have Friends or Family in the U.S.

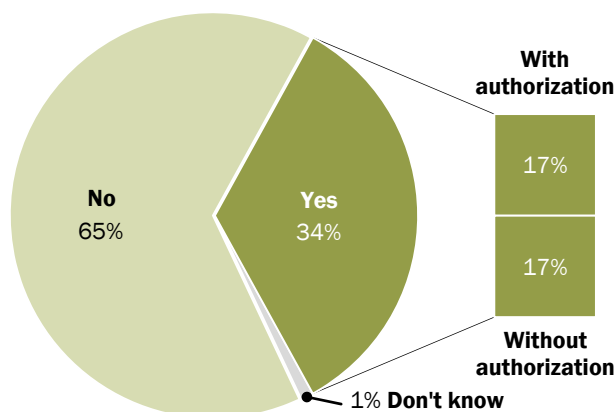
Net migration from Mexico to the U.S. – including unauthorized migration – fell sharply between 2005 and 2010.² This decline is reflected in the percentage of Mexicans who report knowing someone in the U.S. Today, 32% of Mexicans say they have friends or relatives they regularly communicate with or visit in the U.S., a 10 percentage point decline since 2007.

The number of Mexicans who think a better life awaits those who move to the U.S. has also decreased since 2007 (51% in 2007 vs. 44% in 2014), though this is still the plurality view. About a third (32%) now think life is neither better nor worse north of the border, and only 18% believe life is worse. Roughly half of young people age 18-29 are more likely to see the U.S. as a land of opportunity (51% better life), compared with only 40% of Mexicans age 50 or older.

Still, the percentage of Mexicans who are inclined to move to the U.S. remains steady at roughly a third (34%). People who want to migrate north are split between those who would move without authorization (17%) and those who would move only with legal authority (17%). Nearly two-thirds of Mexicans (65%) say they would not go live in the U.S., even if they had the means and ability to do so. Men (38% would move) and young people age 18-29 (51%) are particularly likely to say they would go to the U.S. if they could.

Most Mexicans Would Not Move to U.S.

If you had the means and opportunity to go to live in the U.S., would you go?



Source: Spring 2014 Global Attitudes survey. Q120 & Q121.

PEW RESEARCH CENTER

² See Pew Research Center's "[Net Migration from Mexico Falls to Zero—and Perhaps Less](#)" released April 23, 2012, and "[Population Decline of Unauthorized Immigrants Stalls. May Have Reversed](#)" released September 23, 2013, for more on Mexican migration to the U.S.

Mexico Survey Methods

Pew Research Center

Spring 2014 Survey

The survey in Mexico was conducted under the direction of Princeton Survey Research Associates International.

Results for the survey in Mexico are based on 1,000 face-to-face interviews with adults 18 and older, between April 21 and May 2, 2014. Interviews were conducted in Spanish. The survey is representative of the country's adult population. The survey is based on a multi-stage, area probability design, which entailed proportional allocation of interviews by region and urbanity. The primary sampling units were electoral sections.

The margin of sampling error is ± 4.0 percentage points. For the results based on the full sample, one can say with 95% confidence that the error attributable to sampling and other random effects is plus or minus the margin of error. The margin of error is larger for results based on subsamples in the survey. In addition to sampling error, one should bear in mind that question wording and practical difficulties in conducting surveys can introduce error or bias into the findings of opinion polls.

Topline Results

**Pew Research Center
Spring 2014 survey
August 26, 2014 Release**

Methodological notes:

- Survey results are based on national samples. For further details on sample designs, see Survey Methods section.
- Due to rounding, percentages may not total 100%. The topline “total” columns show 100%, because they are based on unrounded numbers.
- Since 2007, the Global Attitudes Project has used an automated process to generate toplines. As a result, numbers may differ slightly from those published prior to 2007.
- Not all questions included in the Spring 2014 survey are presented in this topline. Omitted questions have either been previously released or will be released in future reports.

		Q5 Overall, are you satisfied or dissatisfied with the way things are going in our country today?			
		Satisfied	Dissatisfied	DK/Refused	Total
Mexico	Spring, 2014	30	67	3	100
	Spring, 2013	29	69	2	100
	Spring, 2012	34	63	3	100
	Spring, 2011	22	76	2	100
	Spring, 2010	19	79	2	100
	Spring, 2009	20	78	3	100
	Spring, 2008	30	68	2	100
	Spring, 2007	30	66	3	100
	Summer, 2002	16	79	6	100

		Q9 Now thinking about our economic situation, how would you describe the current economic situation in (survey country) – is it very good, somewhat good, somewhat bad or very bad?					
		Very good	Somewhat good	Somewhat bad	Very bad	DK/Refused	Total
Mexico	Spring, 2014	6	34	33	27	1	100
	Spring, 2013	5	33	32	30	1	100
	Spring, 2012	2	33	37	25	2	100
	Spring, 2011	4	26	40	28	2	100
	Spring, 2010	2	22	37	38	1	100
	Spring, 2009	5	25	36	33	1	100
	Spring, 2008	6	30	35	27	2	100
	Spring, 2007	7	44	29	18	1	100
	Summer, 2002	3	28	36	30	3	100

		Q10 And over the next 12 months do you expect the economic situation in our country to improve a lot, improve a little, remain the same, worsen a little or worsen a lot?						
		Improve a lot	Improve a little	Remain the same	Worsen a little	Worsen a lot	DK/Refused	Total
Mexico	Spring, 2014	12	38	25	16	8	1	100
	Spring, 2013	14	42	22	13	7	2	100
	Spring, 2012	19	32	32	12	4	1	100
	Spring, 2011	13	35	29	13	9	1	100
	Spring, 2010	12	35	25	16	10	3	100
	Spring, 2009	19	42	24	9	5	2	100
	Spring, 2008	12	30	35	16	5	2	100
	Spring, 2007	12	30	35	16	5	2	100
	Summer, 2002	11	33	29	12	8	6	100

		Q21a Now I am going to read you a list of things that may be problems in our country. Please tell me if you think it is a very big problem, a moderately big problem, a small problem or not a problem at all: a. crime					
		Very big problem	Moderately big problem	Small problem	Not a problem at all	DK/Refused	Total
Mexico	Spring, 2014	79	16	3	1	0	100
	Spring, 2013	81	16	3	1	0	100
	Spring, 2012	73	24	2	0	1	100
	Spring, 2011	80	16	3	0	0	100
	Spring, 2009	81	17	2	0	0	100
	Spring, 2007	64	32	3	0	1	100
	Summer, 2002	81	17	1	0	0	100

		Q21b Now I am going to read you a list of things that may be problems in our country. Please tell me if you think it is a very big problem, a moderately big problem, a small problem or not a problem at all: b. corrupt political leaders					
		Very big problem	Moderately big problem	Small problem	Not a problem at all	DK/Refused	Total
Mexico	Spring, 2014	72	22	4	1	1	100
	Spring, 2013	69	23	6	1	1	100
	Spring, 2012	69	22	6	1	2	100
	Spring, 2011	65	29	4	1	1	100
	Spring, 2009	68	26	5	1	1	100
	Spring, 2007	63	28	6	2	1	100
	Summer, 2002	72	23	3	0	1	100

		Q21c Now I am going to read you a list of things that may be problems in our country. Please tell me if you think it is a very big problem, a moderately big problem, a small problem or not a problem at all: c. poor quality schools					
		Very big problem	Moderately big problem	Small problem	Not a problem at all	DK/Refused	Total
Mexico	Spring, 2014	52	29	14	4	1	100
	Spring, 2013	63	25	9	3	1	100
	Spring, 2012	49	33	11	5	2	100
	Spring, 2007	38	41	15	4	1	100
	Summer, 2002	49	39	8	3	2	100

In 2002, question was asked about "poor quality public schools".

		Q21d Now I am going to read you things that may be problems in our country. Please tell me if you think it is a very big problem, a moderately big problem, a small problem or not a problem at all: d. people leaving our country for jobs in other countries					
		Very big problem	Moderately big problem	Small problem	Not a problem at all	DK/Refused	Total
Mexico	Spring, 2014	38	32	20	10	1	100
	Spring, 2013	53	24	14	7	2	100
	Spring, 2012	50	29	11	9	2	100
	Spring, 2011	50	29	14	7	0	100
	Spring, 2009	50	31	12	6	1	100
	Spring, 2007	50	36	9	3	2	100
	Summer, 2002	52	30	9	7	1	100

		Q21e Now I am going to read you a list of things that may be problems in our country. Please tell me if you think it is a very big problem, a moderately big problem, a small problem or not a problem at all: e. air pollution					
		Very big problem	Moderately big problem	Small problem	Not a problem at all	DK/Refused	Total
Mexico	Spring, 2014	69	20	6	4	0	100

		Q21f Now I am going to read you a list of things that may be problems in our country. Please tell me if you think it is a very big problem, a moderately big problem, a small problem or not a problem at all: f. water pollution					
		Very big problem	Moderately big problem	Small problem	Not a problem at all	DK/Refused	Total
Mexico	Spring, 2014	70	19	7	4	1	100

		Q21g Now I am going to read you a list of things that may be problems in our country. Please tell me if you think it is a very big problem, a moderately big problem, a small problem or not a problem at all: g. safety of food					
		Very big problem	Moderately big problem	Small problem	Not a problem at all	DK/Refused	Total
Mexico	Spring, 2014	58	25	10	4	2	100

		Q21h Now I am going to read you a list of things that may be problems in our country. Please tell me if you think it is a very big problem, a moderately big problem, a small problem or not a problem at all: h. health care					
		Very big problem	Moderately big problem	Small problem	Not a problem at all	DK/Refused	Total
Mexico	Spring, 2014	54	29	10	6	1	100

		Q21i Now I am going to read you a list of things that may be problems in our country. Please tell me if you think it is a very big problem, a moderately big problem, a small problem or not a problem at all: i. traffic					
		Very big problem	Moderately big problem	Small problem	Not a problem at all	DK/Refused	Total
Mexico	Spring, 2014	33	25	18	21	3	100

		Q21j Now I am going to read you a list of things that may be problems in our country. Please tell me if you think it is a very big problem, a moderately big problem, a small problem or not a problem at all: j. electricity shortages					
		Very big problem	Moderately big problem	Small problem	Not a problem at all	DK/Refused	Total
Mexico	Spring, 2014	31	24	24	18	2	100

		Q21m Now I am going to read you a list of things that may be problems in our country. Please tell me if you think it is a very big problem, a moderately big problem, a small problem or not a problem at all: m. drug cartel-related violence					
		Very big problem	Moderately big problem	Small problem	Not a problem at all	DK/Refused	Total
Mexico	Spring, 2014	72	20	5	2	2	100
	Spring, 2013	71	19	7	1	2	100
	Spring, 2012	75	21	2	0	1	100
	Spring, 2011	77	18	4	1	1	100

Prior to 2014, question asked about "drug cartel-related violence in places like Ciudad Juarez".

		Q21p Now I am going to read you a list of things that may be problems in our country. Please tell me if you think it is a very big problem, a moderately big problem, a small problem or not a problem at all: p. corrupt police officers					
		Very big problem	Moderately big problem	Small problem	Not a problem at all	DK/Refused	Total
Mexico	Spring, 2014	63	23	9	3	2	100

		Q22a Now I'd like to ask you about some political parties. Please tell me if you have a very favorable, somewhat favorable, somewhat unfavorable, or very unfavorable opinion of a. The PRI?					
		Very favorable	Somewhat favorable	Somewhat unfavorable	Very unfavorable	DK/Refused	Total
Mexico	Spring, 2014	16	31	18	29	6	100
	Spring, 2013	17	32	21	22	8	100

		Q22b Now I'd like to ask you about some political parties. Please tell me if you have a very favorable, somewhat favorable, somewhat unfavorable, or very unfavorable opinion of b. The PAN?					
		Very favorable	Somewhat favorable	Somewhat unfavorable	Very unfavorable	DK/Refused	Total
Mexico	Spring, 2014	5	25	27	36	8	100
	Spring, 2013	8	28	26	27	11	100

		Q22c Now I'd like to ask you about some political parties. Please tell me if you have a very favorable, somewhat favorable, somewhat unfavorable, or very unfavorable opinion of c. The PRD?					
		Very favorable	Somewhat favorable	Somewhat unfavorable	Very unfavorable	DK/Refused	Total
Mexico	Spring, 2014	4	21	25	41	10	100
	Spring, 2013	9	24	28	27	13	100

		Q38a What kind of influence is ____ having on the way things are going in (survey country). Is the influence very good, somewhat good, somewhat bad or very bad in (survey country): a. our national government					
		Very good	Somewhat good	Somewhat bad	Very bad	DK/Refused	Total
Mexico	Spring, 2014	14	43	23	18	2	100
	Spring, 2013	17	51	20	10	3	100
	Spring, 2012	15	50	23	9	3	100
	Spring, 2011	10	44	29	12	6	100
	Spring, 2009	18	54	19	7	3	100
	Spring, 2007	8	62	25	3	3	100
	Summer, 2002	11	53	23	7	6	100

		Q38b What kind of influence is ____ having on the way things are going in (survey country). Is the influence very good, somewhat good, somewhat bad or very bad in (survey country): b. the President					
		Very good	Somewhat good	Somewhat bad	Very bad	DK/Refused	Total
Mexico	Spring, 2014	16	35	22	25	2	100
	Spring, 2013	15	42	25	13	5	100
	Spring, 2012	19	38	25	14	3	100
	Spring, 2011	13	44	23	16	4	100
	Spring, 2009	25	50	16	6	3	100
	Spring, 2007	17	53	21	5	4	100
	Summer, 2002	15	51	18	11	6	100

From 2013 to 2014, question asked about President Enrique Pena Nieto. From 2007 to 2012, question asked about President Felipe Calderon. In 2002, question asked about President Vicente Fox.

		Q38c What kind of influence is ____ having on the way things are going in (survey country). Is the influence very good, somewhat good, somewhat bad or very bad in (survey country): c. the military					
		Very good	Somewhat good	Somewhat bad	Very bad	DK/Refused	Total
Mexico	Spring, 2014	32	43	14	9	2	100
	Spring, 2013	26	46	19	6	3	100
	Spring, 2012	29	44	17	6	4	100
	Spring, 2011	19	43	23	11	5	100
	Spring, 2009	31	46	14	4	4	100
	Spring, 2007	26	50	17	4	3	100
	Summer, 2002	22	54	13	4	7	100

		Q38d What kind of influence is ____ having on the way things are going in (survey country). Is the influence very good, somewhat good, somewhat bad or very bad in (survey country): d. the media - such as television, radio, newspapers and magazines					
		Very good	Somewhat good	Somewhat bad	Very bad	DK/Refused	Total
Mexico	Spring, 2014	15	43	25	12	5	100
	Spring, 2013	15	51	22	8	4	100
	Spring, 2012	18	42	25	11	4	100
	Spring, 2011	14	46	25	10	4	100
	Spring, 2009	21	47	22	6	5	100
	Spring, 2007	23	52	19	5	2	100
	Summer, 2002	29	55	10	3	4	100

		Q38e What kind of influence is ____ having on the way things are going in (survey country). Is the influence very good, somewhat good, somewhat bad or very bad in (survey country): e. religious leaders					
		Very good	Somewhat good	Somewhat bad	Very bad	DK/Refused	Total
Mexico	Spring, 2014	14	42	20	15	9	100
	Spring, 2009	11	40	25	10	13	100
	Spring, 2007	13	46	29	8	5	100
	Summer, 2002	13	44	21	9	13	100

		Q38f What kind of influence is ____ having on the way things are going in (survey country). Is the influence very good, somewhat good, somewhat bad or very bad in (survey country): f. court system					
		Very good	Somewhat good	Somewhat bad	Very bad	DK/Refused	Total
Mexico	Spring, 2014	6	31	27	27	9	100
	Spring, 2013	12	32	32	19	5	100
	Spring, 2012	12	32	34	17	5	100
	Spring, 2011	6	26	36	26	6	100
	Spring, 2009	8	29	36	19	9	100

		Q38g What kind of influence is ____ having on the way things are going in (survey country). Is the influence very good, somewhat good, somewhat bad or very bad in (survey country): g. civil servants					
		Very good	Somewhat good	Somewhat bad	Very bad	DK/Refused	Total
Mexico	Spring, 2014	6	27	34	26	7	100

		Q38h What kind of influence is ____ having on the way things are going in (survey country). Is the influence very good, somewhat good, somewhat bad or very bad in (survey country): h. corporations					
		Very good	Somewhat good	Somewhat bad	Very bad	DK/Refused	Total
Mexico	Spring, 2014	5	32	31	20	12	100

		Q38i What kind of influence is ____ having on the way things are going in (survey country). Is the influence very good, somewhat good, somewhat bad or very bad in (survey country): i. banks and other major financial institutions					
		Very good	Somewhat good	Somewhat bad	Very bad	DK/Refused	Total
Mexico	Spring, 2014	8	41	22	19	10	100

		Q38j What kind of influence is ____ having on the way things are going in (survey country). Is the influence very good, somewhat good, somewhat bad or very bad in (survey country): j. the police					
		Very good	Somewhat good	Somewhat bad	Very bad	DK/Refused	Total
Mexico	Spring, 2014	5	29	30	34	2	100
	Spring, 2013	9	33	31	24	4	100
	Spring, 2012	13	25	36	22	4	100
	Spring, 2011	5	25	34	31	5	100
	Spring, 2009	7	28	32	26	6	100

		Q38n What kind of influence is ____ having on the way things are going in Mexico. Is the influence very good, somewhat good, somewhat bad or very bad in Mexico? n. the Congress					
		Very good	Somewhat good	Somewhat bad	Very bad	DK/Refused	Total
Mexico	Spring, 2014	5	28	29	27	11	100
	Spring, 2013	11	34	27	20	9	100

		Q42a Now I'd like to ask your views about some additional political leaders. Please tell me if you have a very favorable, somewhat favorable, somewhat unfavorable, or very unfavorable opinion of a. Andrés Manuel López Obrador					
		Very favorable	Somewhat favorable	Somewhat unfavorable	Very unfavorable	DK/Refused	Total
Mexico	Spring, 2014	7	29	25	36	4	100
	Spring, 2012	11	23	26	34	6	100
	Spring, 2011	7	26	23	39	5	100

		Q42b Now I'd like to ask your views about some additional political leaders. Please tell me if you have a very favorable, somewhat favorable, somewhat unfavorable, or very unfavorable opinion of b. Enrique Peña Nieto					
		Very favorable	Somewhat favorable	Somewhat unfavorable	Very unfavorable	DK/Refused	Total
Mexico	Spring, 2014	15	36	18	30	2	100
	Spring, 2012	23	33	20	18	6	100
	Spring, 2011	15	46	19	12	9	100

		Q42c Now I'd like to ask your views about some additional political leaders. Please tell me if you have a very favorable, somewhat favorable, somewhat unfavorable, or very unfavorable opinion of c. Josefina Vázquez Mota					
		Very favorable	Somewhat favorable	Somewhat unfavorable	Very unfavorable	DK/Refused	Total
Mexico	Spring, 2014	2	19	29	39	11	100
	Spring, 2012	11	25	24	30	9	100

		Q42d Now I'd like to ask your views about some additional political leaders. Please tell me if you have a very favorable, somewhat favorable, somewhat unfavorable, or very unfavorable opinion of d. Marcelo Ebrard					
		Very favorable	Somewhat favorable	Somewhat unfavorable	Very unfavorable	DK/Refused	Total
Mexico	Spring, 2014	1	22	22	35	19	100
	Spring, 2011	4	31	28	18	18	100

		Q42e Now I'd like to ask your views about some additional political leaders. Please tell me if you have a very favorable, somewhat favorable, somewhat unfavorable, or very unfavorable opinion of e. Elba Esther Gordillo					
		Very favorable	Somewhat favorable	Somewhat unfavorable	Very unfavorable	DK/Refused	Total
Mexico	Spring, 2014	0	6	12	69	13	100

		Q42f Now I'd like to ask your views about some additional political leaders. Please tell me if you have a very favorable, somewhat favorable, somewhat unfavorable, or very unfavorable opinion of f. Carlos Romero Deschamps					
		Very favorable	Somewhat favorable	Somewhat unfavorable	Very unfavorable	DK/Refused	Total
Mexico	Spring, 2014	1	8	16	31	44	100

		Q43a Please tell me if you approve or disapprove of the way President Peña Nieto is handling each of the following areas: a. the economy			
		Approve	Disapprove	DK/Refused	Total
Mexico	Spring, 2014	37	60	3	100
	Spring, 2013	46	46	8	100

		Q43b Please tell me if you approve or disapprove of the way President Peña Nieto is handling each of the following areas: b. fighting organized crime and drug traffickers			
		Approve	Disapprove	DK/Refused	Total
Mexico	Spring, 2014	53	45	2	100
	Spring, 2013	47	45	8	100

		Q43c Please tell me if you approve or disapprove of the way President Peña Nieto is handling each of the following areas: c. fighting corruption			
		Approve	Disapprove	DK/Refused	Total
Mexico	Spring, 2014	42	54	3	100
	Spring, 2013	44	48	8	100

		Q43d Please tell me if you approve or disapprove of the way President Peña Nieto is handling each of the following areas: d. education			
		Approve	Disapprove	DK/Refused	Total
Mexico	Spring, 2014	55	41	3	100

		Q44 Do you support or oppose allowing companies from other countries to invest in Pemex?			
		Support	Oppose	DK/Refused	Total
Mexico	Spring, 2014	34	57	9	100

		Q65 From what you know, do people from our country who move to the U.S. have a better life there, a worse life there, or is life neither better nor worse there?					
		Better	Worse	Neither better nor worse	Don't know anyone who moved to the U.S. (VOL)	DK/Refused	Total
Mexico	Spring, 2014	44	18	32	2	3	100
	Spring, 2013	47	18	29	2	4	100
	Spring, 2012	53	14	28	1	3	100
	Spring, 2011	44	22	29	1	3	100
	Spring, 2009	57	14	22	3	4	100
	Spring, 2007	51	21	23	2	3	100

		Q120 If at this moment, you had the means and opportunity to go to live in the United States, would you go?			
		Yes	No	DK/Refused	Total
Mexico	Spring, 2014	34	65	1	100
	Spring, 2013	35	61	3	100
	Spring, 2012	38	61	1	100
	Spring, 2011	38	61	2	100
	Spring, 2009	33	62	5	100

		Q121 ASK IF RESPONDENT WANTS TO GO LIVE IN THE UNITED STATES: And would you be inclined to go work and live in the U.S. without authorization?				
		Yes	No	DK/Refused	Total	N=
Mexico	Spring, 2014	50	50	1	100	336
	Spring, 2013	58	41	1	100	354
	Spring, 2012	50	46	4	100	448
	Spring, 2011	53	47	1	100	283
	Spring, 2009	55	41	4	100	341

		Q120 BASED ON TOTAL SAMPLE: If at this moment, you had the means and opportunity to go to live in the United States, would you go, and would you be inclined to do so without authorization?				
		Yes, without authorization	Yes, with authorization	DK/Refused about authorization	Did not say yes	Total
Mexico	Spring, 2014	17	17	0	66	100
	Spring, 2013	20	15	0	65	100
	Spring, 2012	19	18	1	62	100
	Spring, 2011	20	18	0	62	100
	Spring, 2009	18	13	1	67	100

		Q122 Do you support or oppose using the Mexican army to fight drug traffickers?			
		Support	Oppose	DK/Refused	Total
Mexico	Spring, 2014	88	10	1	100
	Spring, 2013	85	13	3	100
	Spring, 2012	80	17	3	100
	Spring, 2011	83	14	3	100
	Spring, 2010	80	17	3	100
	Spring, 2009	83	12	5	100

		Q123 Do you think that the Mexican government is making progress in its campaign against the drug traffickers, losing ground, or are things about the same as they have been in the past?				
		Making progress	Losing ground	Same as they have been in the past	DK/Refused	Total
Mexico	Spring, 2014	45	21	32	2	100
	Spring, 2013	37	29	30	3	100
	Spring, 2012	47	30	19	3	100
	Spring, 2011	45	29	25	1	100

		Q134 Do you have friends or relatives who live in another country that you write to, telephone or visit regularly?			
		Yes	No	DK/Refused	Total
Mexico	Spring, 2014	40	59	0	100
	Spring, 2013	43	57	0	100
	Spring, 2012	47	53	0	100
	Spring, 2009	47	52	1	100
	Spring, 2007	51	49	0	100
	Summer, 2002	53	47	0	100

		Q135 ASK IF HAS FRIENDS, RELATIVES LIVING IN ANOTHER COUNTRY THEY CONTACT REGULARLY: Do any of the friends or relatives you write to, telephone or visit regularly live in the U.S.?				
		Yes	No	DK/Refused	Total	N=
Mexico	Spring, 2014	80	20	0	100	403
	Spring, 2013	85	15	0	100	435
	Spring, 2012	92	8	1	100	570
	Spring, 2009	83	16	1	100	472
	Spring, 2007	82	17	0	100	423
	Summer, 2002	93	7	1	100	531

		Q135 BASED ON TOTAL SAMPLE: Do you have friends or relatives who live in another country that you write to, telephone or visit regularly, and do any of the friends or relatives you write to, telephone or visit live in the U.S.?				
		Yes, friends in U.S.	Yes, but not in U.S.	DK/Refused about friends and family in U.S.	Did not say yes	Total
Mexico	Spring, 2014	32	8	0	60	100
	Spring, 2013	36	6	0	57	100
	Spring, 2012	43	4	0	53	100
	Spring, 2009	39	7	1	53	100
	Spring, 2007	42	9	0	49	100
	Summer, 2002	49	4	0	47	100